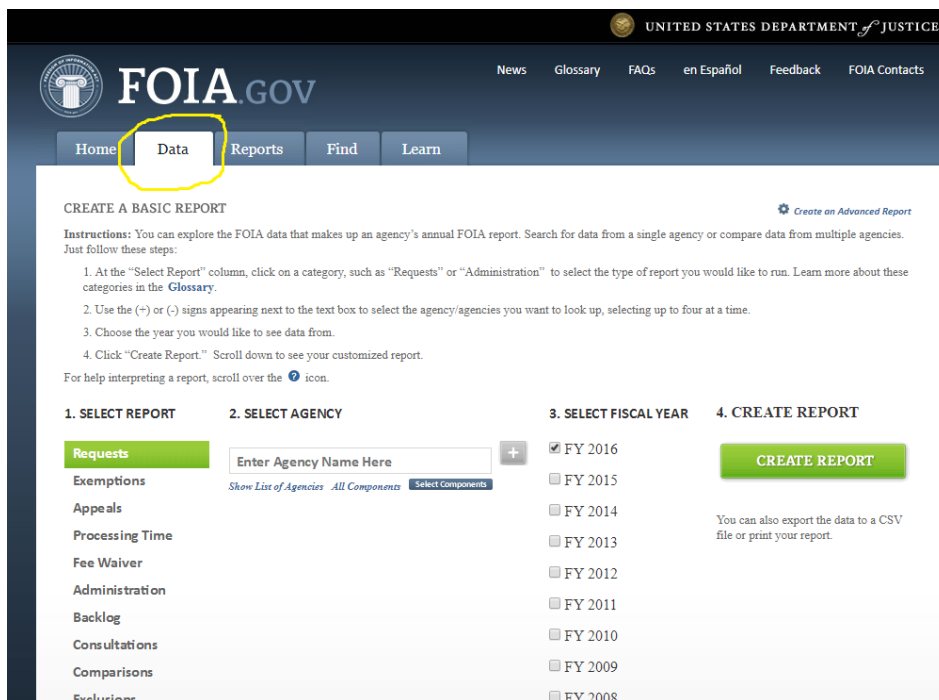


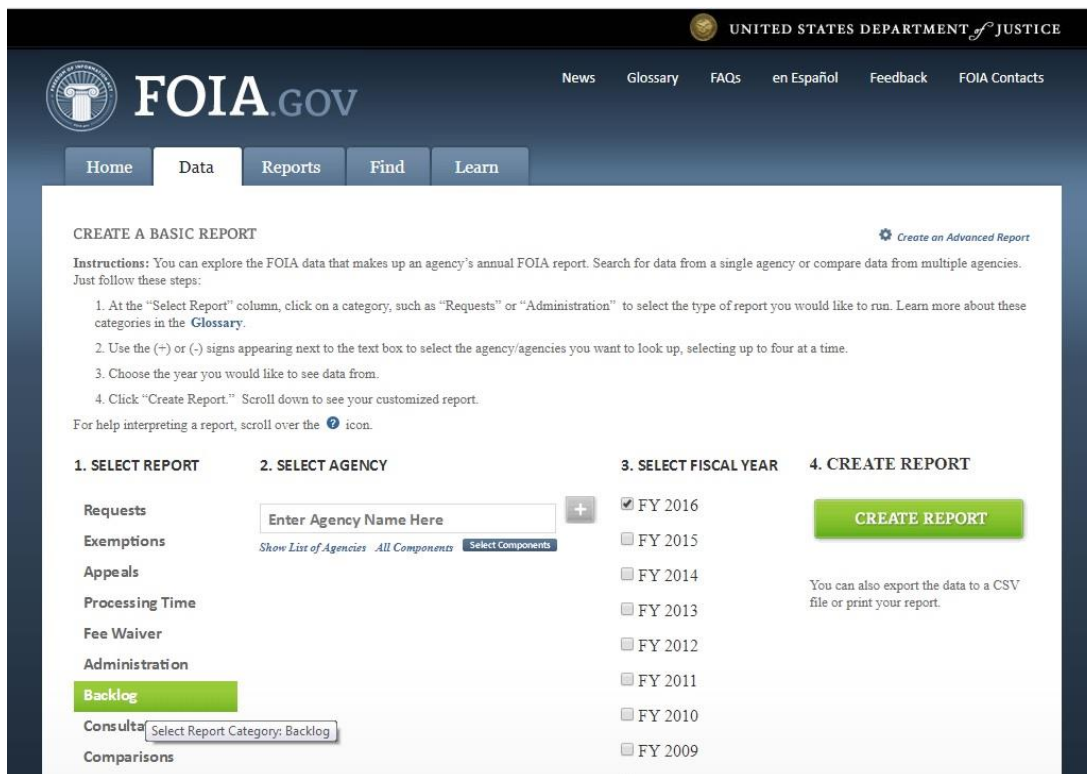
## How to find backlog on FOIA.gov

### Step 1: Navigate to the "Data" tab on FOIA.gov



The screenshot shows the FOIA.gov homepage. At the top, there is a navigation bar with the United States Department of Justice logo and the text "FOIA.GOV". Below this, there are several menu items: "Home", "Data", "Reports", "Find", and "Learn". The "Data" tab is highlighted with a yellow circle. To the right of the navigation bar, there are links for "News", "Glossary", "FAQs", "en Español", "Feedback", and "FOIA Contacts". Below the navigation bar, there is a section titled "CREATE A BASIC REPORT" with a link to "Create an Advanced Report". The instructions for creating a report are listed below. The main content area is divided into four columns: "1. SELECT REPORT", "2. SELECT AGENCY", "3. SELECT FISCAL YEAR", and "4. CREATE REPORT". Under "1. SELECT REPORT", there is a list of categories: "Requests", "Exemptions", "Appeals", "Processing Time", "Fee Waiver", "Administration", "Backlog", "Consultations", "Comparisons", and "Exclusions". The "Requests" category is currently selected. Under "2. SELECT AGENCY", there is a text box labeled "Enter Agency Name Here" and a "+" button. Below the text box are links for "Show List of Agencies", "All Components", and "Select Components". Under "3. SELECT FISCAL YEAR", there is a list of years from FY 2016 to FY 2008, with "FY 2016" selected. Under "4. CREATE REPORT", there is a green "CREATE REPORT" button. To the right of the button, there is a note: "You can also export the data to a CSV file or print your report."

### Step 2: Choose "Backlog" under Select Report



The screenshot shows the FOIA.gov homepage, similar to the previous one, but with the "Backlog" category selected under the "1. SELECT REPORT" column. The "Backlog" category is highlighted in green. A tooltip is visible over the "Backlog" category, displaying the text "Select Report Category: Backlog". The other elements of the page, including the navigation bar, instructions, and other columns, remain the same as in the previous screenshot.

### Step 3: Click on "Show List of All Agencies"

UNITED STATES DEPARTMENT OF JUSTICE

News Glossary FAQs en Español Feedback FOIA Contacts

Home Data Reports Find Learn

CREATE A BASIC REPORT [Create an Advanced Report](#)

**Instructions:** You can explore the FOIA data that makes up an agency's annual FOIA report. Search for data from a single agency or compare data from multiple agencies. Just follow these steps:

1. At the "Select Report" column, click on a category, such as "Requests" or "Administration" to select the type of report you would like to run. Learn more about these categories in the [Glossary](#).
2. Use the (+) or (-) signs appearing next to the text box to select the agency/agencies you want to look up, selecting up to four at a time.
3. Choose the year you would like to see data from.
4. Click "Create Report." Scroll down to see your customized report.

For help interpreting a report, scroll over the icon.

**1. SELECT REPORT**      **2. SELECT AGENCY**      **3. SELECT FISCAL YEAR**      **4. CREATE REPORT**

Requests  
Exemptions  
Appeals  
Processing Time  
Fee Waiver  
Administration  
**Backlog**  
Consultations  
Comparisons

Enter Agency Name Here

**Show List of Agencies** All Components Select Components

FY 2016  
 FY 2015  
 FY 2014  
 FY 2013  
 FY 2012  
 FY 2011  
 FY 2010  
 FY 2009

**CREATE REPORT**

You can also export the data to a CSV file or print your report.

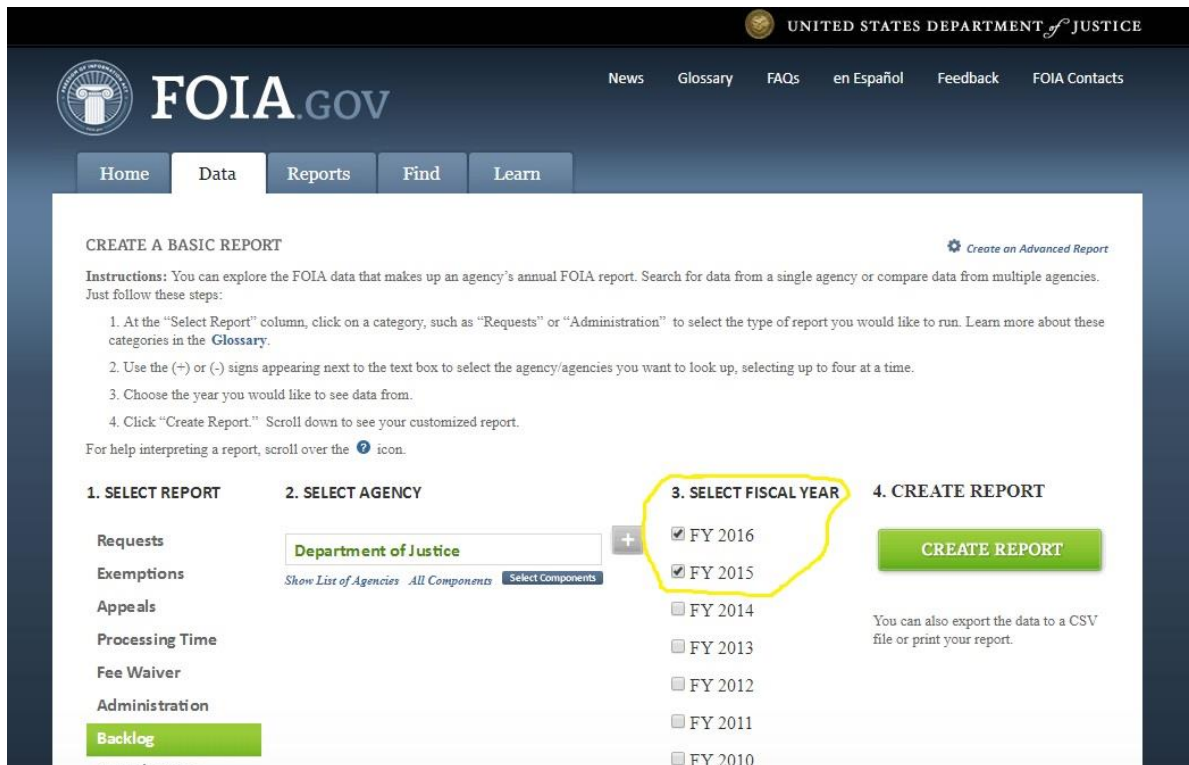
### Step 4: Choose agency from list

ALL AGENCIES close X

Next >>

Department of Agriculture	National Railroad Passenger Corporation (Amtrak)	Equal Employment Opportunity Commission	Federal Mine Safety and Health Review Commission	National Capital Planning Commission
Department of Commerce	Armed Forces Retirement Home	Council on Environmental Quality	Federal Open Market Committee	National Credit Union Administration
Department of Defense	Appraisal Subcommittee	Office of Management and Budget	Board of Governors of the Federal Reserve System	National Council on Disability
Department of Education	Broadcasting Board of Governors	Office of National Drug Control Policy	Federal Retirement Thrift Investment Board	National Endowment for the Arts
Department of Energy	Central Intelligence Agency	Office of Science and Technology Policy	Federal Trade Commission	National Endowment for the Humanities
Department of Health and Human Services	Chemical Safety and Hazard Investigation Board	Office of the United States Trade Representative	Gulf Coast Ecosystem Restoration Council	National Indian Gaming Commission
Department of Homeland Security	U.S. Commission on Civil Rights	Export-Import Bank of the U.S.	U.S. General Services Administration	National Labor Relations Board
Department of Housing and Urban Development	Commission on Fine Arts	Farm Credit Administration	Harry S. Truman Scholarship Foundation	National Mediation Board
Department of the Interior	Committee for Purchase from People Who Are Blind or ...	Farm Credit System Insurance Corporation	Institute of Museum and Library Services	National Science Foundation
<a href="#">Department of Justice</a>	Commodity Futures Trading Commission	Federal Communications Commission	Inter-American Foundation	National Transportation Safety Board
Department of Labor	Consumer Financial Protection Bureau	Federal Deposit Insurance Corporation	James Madison Memorial Fellowship Foundation	Neighborhood Reinvestment Corporation
Department of State	U.S. Consumer Product Safety Commission	Federal Election Commission	Legal Services Corporation	U.S. Nuclear Regulatory Commission
Department of Transportation	Corporation for National and Community Service	Federal Energy Regulatory Commission	Marine Mammal Commission	Occupational Safety and Health Review Commission
Department of the Treasury	Council of Inspectors General on Integrity and Efficiency	Federal Financial Institutions Council	Merit Systems Protection Board	Office of Government Ethics

## Step 5: Check Fiscal Years



UNITED STATES DEPARTMENT OF JUSTICE

News Glossary FAQs en Español Feedback FOIA Contacts

Home Data Reports Find Learn

### CREATE A BASIC REPORT

[Create an Advanced Report](#)

**Instructions:** You can explore the FOIA data that makes up an agency's annual FOIA report. Search for data from a single agency or compare data from multiple agencies. Just follow these steps:

- At the "Select Report" column, click on a category, such as "Requests" or "Administration" to select the type of report you would like to run. Learn more about these categories in the [Glossary](#).
- Use the (+) or (-) signs appearing next to the text box to select the agency/agencies you want to look up, selecting up to four at a time.
- Choose the year you would like to see data from.
- Click "Create Report." Scroll down to see your customized report.

For help interpreting a report, scroll over the [?](#) icon.

**1. SELECT REPORT**

- Requests
- Exemptions
- Appeals
- Processing Time
- Fee Waiver
- Administration
- Backlog**

**2. SELECT AGENCY**

Department of Justice

[Show List of Agencies](#) [All Components](#) [Select Components](#)

**3. SELECT FISCAL YEAR**

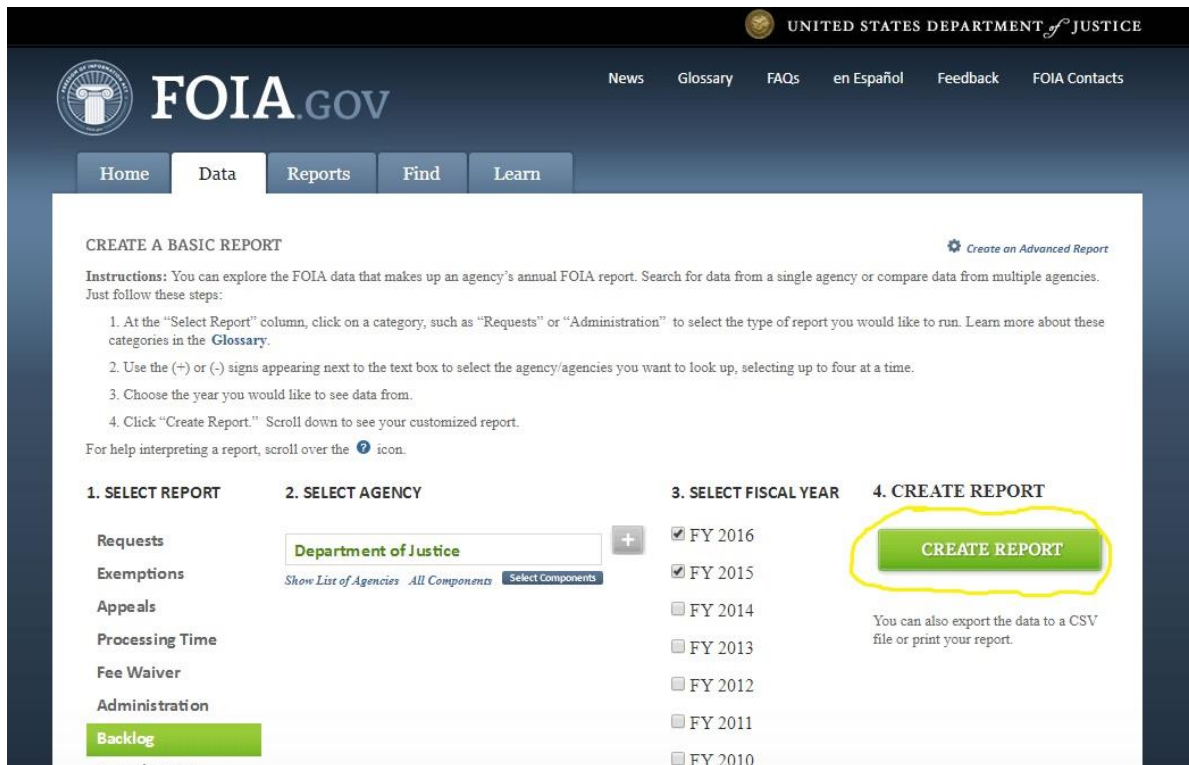
- FY 2016
- FY 2015
- FY 2014
- FY 2013
- FY 2012
- FY 2011
- FY 2010

**4. CREATE REPORT**

**CREATE REPORT**

You can also export the data to a CSV file or print your report.

## Step 6: Click "Create Report" button



UNITED STATES DEPARTMENT OF JUSTICE

News Glossary FAQs en Español Feedback FOIA Contacts

Home Data Reports Find Learn

### CREATE A BASIC REPORT

[Create an Advanced Report](#)

**Instructions:** You can explore the FOIA data that makes up an agency's annual FOIA report. Search for data from a single agency or compare data from multiple agencies. Just follow these steps:

- At the "Select Report" column, click on a category, such as "Requests" or "Administration" to select the type of report you would like to run. Learn more about these categories in the [Glossary](#).
- Use the (+) or (-) signs appearing next to the text box to select the agency/agencies you want to look up, selecting up to four at a time.
- Choose the year you would like to see data from.
- Click "Create Report." Scroll down to see your customized report.

For help interpreting a report, scroll over the [?](#) icon.

**1. SELECT REPORT**

- Requests
- Exemptions
- Appeals
- Processing Time
- Fee Waiver
- Administration
- Backlog**

**2. SELECT AGENCY**

Department of Justice

[Show List of Agencies](#) [All Components](#) [Select Components](#)

**3. SELECT FISCAL YEAR**

- FY 2016
- FY 2015
- FY 2014
- FY 2013
- FY 2012
- FY 2011
- FY 2010

**4. CREATE REPORT**

**CREATE REPORT**

You can also export the data to a CSV file or print your report.

**Step 7: See graph and data at the bottom of the page**

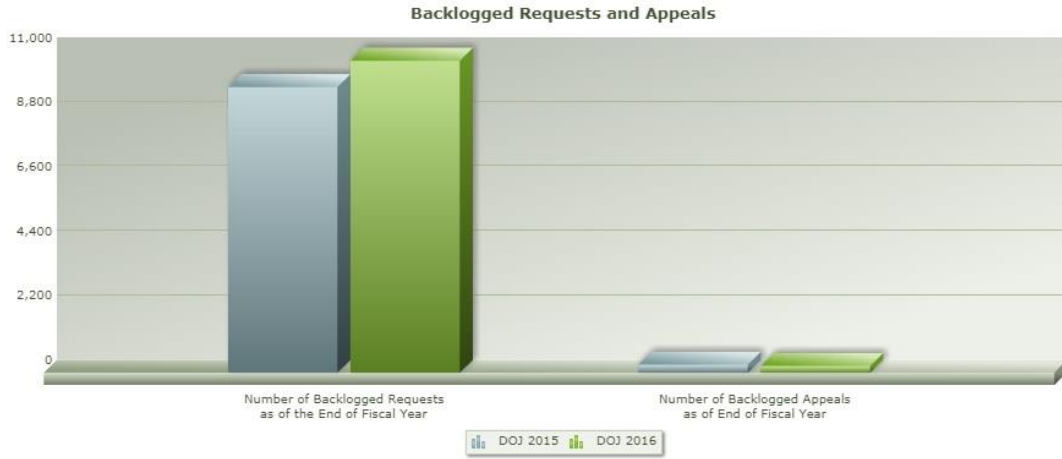
Comparisons  
Exclusions  
Proactive Disclosures

- FY 2009
- FY 2008
- All Available Years

*Note: Please use the links below to move through your previous search results. Your "Back" button will not take you to your previous search results.*

[Start a New Search](#) » Backlog Request and Appeals (Basic)

[?](#) [▶](#) [CSV](#) [Print](#)



**COMPARE**

**Department of Justice in 2016**

(37) Total Active Results

[Show](#) | [Hide](#)

**Department of Justice in 2015**

(37) Total Active Results

[Show](#) | [Hide](#)

Component	Number of Backlogged Requests as of the End of Fiscal Year	Number of Backlogged Appeals as of End of Fiscal Year	
Office of the AG	321	N/A	<input type="checkbox"/>
Office of the DAG	778	N/A	<input type="checkbox"/>